

# **S - 316LT.16**

SHIELDED METAL ARC WELDING CONSUMABLE  
FOR WELDING OF 18% Cr-12% Ni-2% Mo STAINLESS STEEL  
FOR CRYOGENIC APPLICATIONS

2020.12

---

**HYUNDAI WELDING CO., LTD.**



## ❖ Specification

<b>AWS A5.4</b>	E316L-16
<b>JIS Z 3221</b>	ES316L-16
<b>EN ISO 3851-A</b>	E 19 12 3 L R

## ❖ Applications

Welding of Extra-low carbon of 18%Cr-12%Ni-2%Mo stainless Steels. (316L Type steel).

## ❖ Characteristics on Usage

- 1.The storage and distribution of various gases including liquefied natural gas(LNG) requires materials that have good mechanical properties, particularly toughness, at low temperatures.
2. S-316LT.16 is a lime-titania type electrode for cryogenic applications, low carbon 316L austenitic steel(18%Cr-12%Ni-2%Mo) with good usability.
3. It is quite efficient because its burn-off rate and deposition rate are high because comparatively high amperage can be used.

## ❖ Note on Usage

1. it is mostly effective to proceed with welding. Keeping the arc as short as possible in flat position.
2. Remove dirt such as oil and dust from the groove.
3. Dry the electrode at 350°C(662°F) for 60 minutes before use.

## ❖ Type of Current

AC or DC+

## ❖ Packing

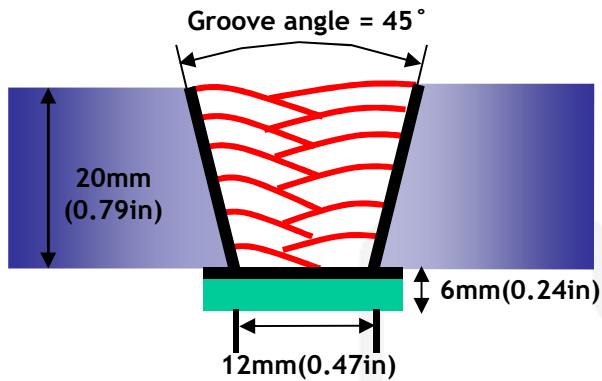
<b>Packet</b>	2.5kg(5.5lbs)
<b>Carton</b>	2.5kg(5.5lbs) X 4 : 10kg(22lbs)



## Mechanical Properties & Chemical Composition of All Weld Metal

### ❖ Welding Conditions

Method by AWS Spec.



Diameter	: 4.0mm(5/32in)
Amp./ Volt.	: 140/25
Travel speed	: 13~18(Cm/min)
Pre-Heat	: R.T .
Interpass Temp.	: 150±15°C(302±59°F)
Position	: Flat
Polarity	: AC or DC+

[ Joint Preparation & Layer Details ]

### ❖ Mechanical Properties of All weld metal

Consumable	Tensile Test		CVN Impact Test Joule(ft·lbs)
	TS MPa (lbs/in <sup>2</sup> )	EI(%)	
S-316LT.16	570(83,000)	40.6	-196°C(-320°F) 36(27)
AWS A5.4 E316L-XX	≥490(71,000)	≥ 30	LR≥27(20)

### ❖ Chemical Analysis of All weld metal(wt%)

Consumable	Chemical Composition (%)								
	C	Si	Mn	P	S	Ni	Cr	Mo	Cu
S-316LT.16	0.035	0.55	1.59	0.021	0.016	13.5	18.5	2.5	0.02
AWS A5.4 E316L-XX	≤0.04	≤1.0	0.5~ 2.5	≤0.04	≤0.03	11.0~ 14.0	17.0~ 20.0	2.0~ 3.0	≤0.75


This information is provided solely for the purpose of confirming product conformance with applicable standards. The serviceability of a product or structure utilizing this type of information is and must be the sole responsibility of the builder/user. Many variables beyond the control of HYUNDAI WELDING CO., LTD. affect the results obtained in applying this type of information. These variables include, but are not limited to, welding procedure, shielding gas, plate chemistry and temperature, weldment design, fabrication methods and service requirements.




## Mechanical Properties & Chemical Composition of All Weld Metal

### ❖ Lateral expansion

Consumable	Lateral expansion, mm(in), -196°C (-320°F)					
	X1	X2	X3	X4	X5	Avg.
S-316LT.16	0.44(0.017)	0.85(0.033)	0.59(0.023)	0.58(0.023)	0.55(0.022)	0.60(0.024)
ASME B31-3	≥0.38(0.015)					



$$\text{Lateral expansion} = l_1 - l_0$$






## Mechanical Properties & Chemical Composition of All Weld Metal

### ❖ $\delta$ – Ferrite No.

Consumable	Diagram			FERITSCOPE MP-30 * (FISCHER)
	Schaeffler	Delong	WRC(1992)	
S-316LT.16	1.3	1.9	1.3	0.5~1.0

### ❖ Bead Appearance



This information is provided solely for the purpose of confirming product conformance with applicable standards. The serviceability of a product or structure utilizing this type of information is and must be the sole responsibility of the builder/user. Many variables beyond the control of HYUNDAI WELDING CO., LTD. affect the results obtained in applying this type of information. These variables include, but are not limited to, welding procedure, shielding gas, plate chemistry and temperature, weldment design, fabrication methods and service requirements.